

# **Annual Report Contracts and Grants Fiscal Year 2016**



**Office of Educational Research  
College of Education  
University of Florida**

**This document was last edited on September 18, 2017 (3:00 PM)**

## Executive Summary

The Office of Educational Research (OER) completed its annual report outlining data on externally funded projects and grant activities in the College of Education (COE). Faculty productivity and efforts toward securing external funding remain high and have surpassed fiscal year (FY) 2015 in (a) number of proposal submissions, (b) number of currently funded projects, and (c) dollar amount of currently funded projects. The following represents a summary of external funding activities for FY 2016.

COE faculty members in all schools and centers submitted 96 proposals, requesting almost \$62 million in external funding. Proposals were submitted to 38 agencies. A breakdown of proposals to individual agencies includes, but is not limited to, the following:

Agency	# Proposals Submitted
United States Department of Education (US ED)	12*
National Science Foundation (NSF)	19
National Institutes of Health (NIH)	3
United States Department of Justice (DOJ)	2
Florida Department of Education (FL DOE)	6
Florida Department of Health (FL DOH)	2

\*includes 5 proposals submitted to the Institute of Education Sciences (IES)

COE Principal Investigators (PIs) and Co-PIs received funding for 47 new awards totaling over \$15 million. These new awards included four contracts from the US ED – IES, one contract from the US ED – OELA (Office of English Language Acquisition), two contracts from NSF, one contract from NIH, and one contract from the US VA (United States Department of Veterans Affairs). Of the total dollar amount of newly funded awards, 31% was funded by federal agencies or organizations, and 48% was funded by state agencies or organizations.

COE schools and centers have 117 currently funded projects totaling over \$102 million. Of the total dollar amount of currently funded projects, 69% was funded by federal agencies or organizations. The COE experienced a 5% increase in the total dollar amount of currently funded projects as compared to the previous fiscal year.

Research funding per faculty member totaled \$560,950, which is 9.3% higher than the previous fiscal year. Of the 182 COE faculty members eligible to submit proposals, 38 (21%) received external funding as PI or Co-PI, and 43 (24%) submitted at least one proposal.

The report is separated into two major sections. The first section consists of graphical representations of data from the current fiscal year and prior fiscal years where applicable. The second section lists all currently funded contracts and grants (including those that were newly funded). The report also features several elements to assist the reader including an abbreviations key, definitions, and notes on report organization and data.

## Abbreviations Key

### Schools and Units of the College:

**DA**

Dean's Area

Recruitment, Retention, and Multicultural Affairs (RRMA)

**PKY**

P.K. Yonge Developmental Research School

**SHDOSE**

School of Human Development and Organizational Studies in Education

**SSESPECS**

School of Special Education, School Psychology, and Early Childhood Studies

**STL**

School of Teaching and Learning

### Centers, Institutes, Affiliates (UF-designated and grant-funded):

**AZCEECS**

Anita Zucker Center for Excellence in Early Childhood Studies

**CDPP**

Center on Disability Policy and Practice

**CEEDAR**

Collaboration for Effective Educator Development, Accountability, and Reform

**EPRC**

Education Policy Research Center

**IHE**

Institute of Higher Education

**INSPIRE**

Invigorating STEM through the Pursuit of Research and Equity

**LC**

Lastinger Center for Learning

**OLI**

Online Learning Institute

## Definitions of Terms

**Fiscal Year: July 1, 2016 – June 30, 2017**

**Faculty Member:** A tenure or non-tenure track individual eligible to submit a proposal for external funding. See Division of Sponsored Programs (DSP) Guidelines at <http://research.ufl.edu/research/handbook.html>

**Faculty Participation:** An eligible individual who submitted a proposal for external funding. Eligible individuals include faculty members with the title of professor, associate professor, assistant professor, clinical associate professor, clinical assistant professor, senior lecturer, lecturer, scholar, associate scholar, assistant scholar, and instructor at PKY. Thirteen non-faculty individuals with case-based approval were also included.

**Submission:** A grant or contract proposal that was submitted to the OER and subsequently routed to the Division of Sponsored Programs (DSP). This excludes external funding secured through selected other sources (e.g., state appropriations).

**Award:** A submission that was newly funded during the report's fiscal year and was completed through the OER and DSP. Some School Service Center contracts that support research are included with case-based approval. This category excludes external funding secured through selected other sources (e.g., state appropriations).

**Project:** A submission that was funded prior to the report's fiscal year, was completed through the OER and DSP, and is still funded in the current fiscal year either through the original contract or a no-cost extension. Some School Service Center contracts that support research are included with case-based approval. This category excludes external funding secured through selected other sources (e.g., state appropriations).

**School/Unit:** Schools and units include groups of academic departments within the COE (i.e., SHDOSE, SSESPECS, and STL) and departmental units that stand alone (i.e., Dean's Area). This designation also applies to contracts or grants from faculty members with dual affiliations in a school/unit and a center.

**Centers, Institutes, and Affiliates:** Any entity funded by a grant that generates indirect costs (IDC) for college and university use or any entity that titles itself a "center" regardless of IDC-generating status. This designation also includes COE-affiliated entities with case-based approval.

**Dual Affiliation:** Any faculty member who receives funding (through salary or a grant) from both a school/unit in the COE and a COE-designated center, institute, or affiliate (see above for an explanation of schools/units and centers/institutes/affiliates). Affiliations are listed in the narrative list at the end of the report.

**Collaboration:** Any grant or contract proposed or submitted in conjunction with a faculty member who is affiliated with a University of Florida (UF) division outside of the COE or a university/college outside UF. The faculty member with an affiliation outside of the COE must be listed as either the PI or Co-PI to be considered a collaboration.

## Notes on Report Organization and Data

### Note:

**All graphical and numerical representations of data for schools and units include data from faculty members who are dual affiliated with centers as applicable.**

### Organization:

#### **A. Graphical and numerical representations of data**

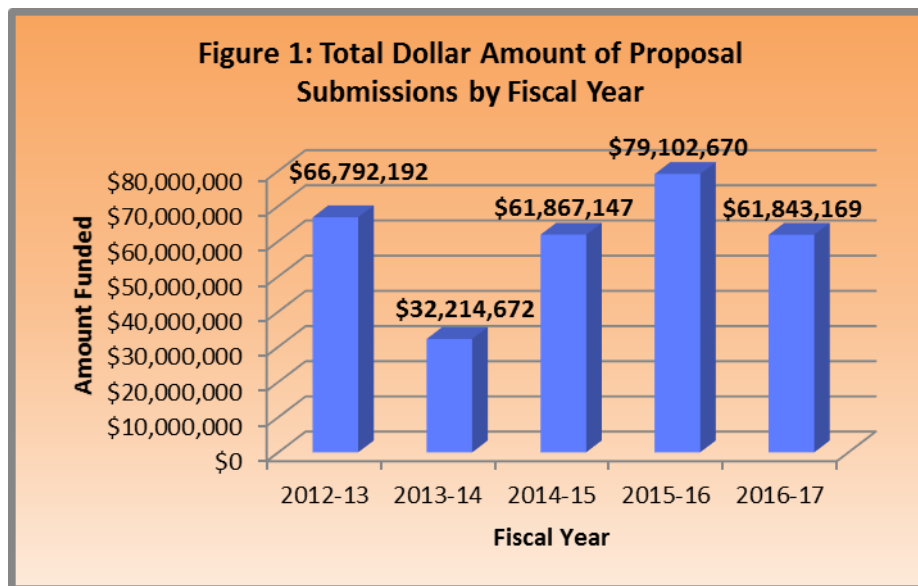
1. Proposal Submissions, p. 9
2. Newly Funded Awards, p. 10
3. Currently Funded Projects, p. 11
4. Funding per Faculty Member/Faculty Participation, p. 12
5. Expenditures, p. 13
6. Collaborations, p. 14

#### **B. Narrative list of currently funded contracts and grants**

1. Federal Grants, pp. 15-21
2. State Grants, pp. 22-25
3. University of Florida, p. 26
4. Subcontracts, pp. 27-31
5. Florida School District Grants, pp. 32-33
6. Private Foundation Grants, pp. 34-37
7. Other, p. 38



## Proposal Submissions

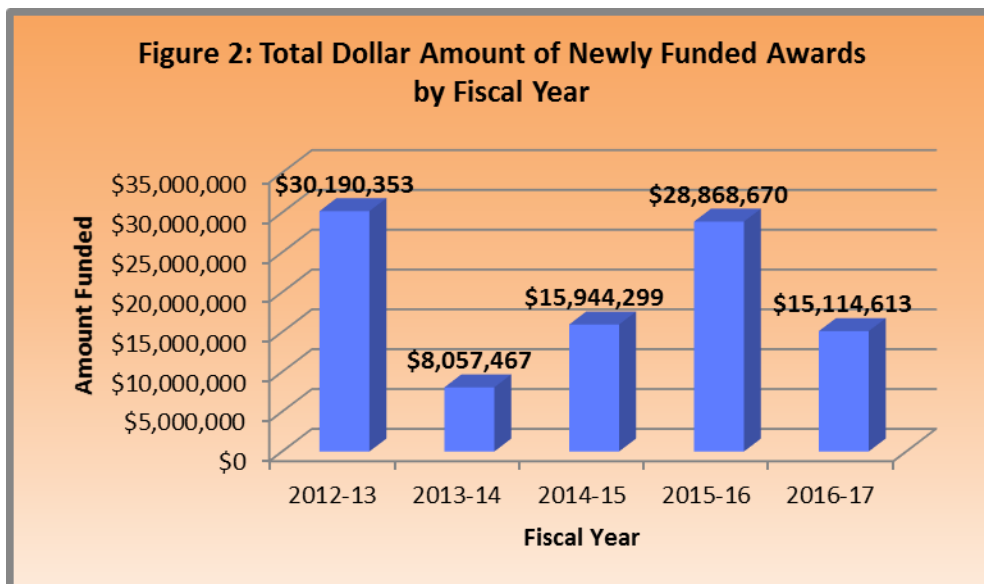


**Total number of submissions for 2016-2017: 96**

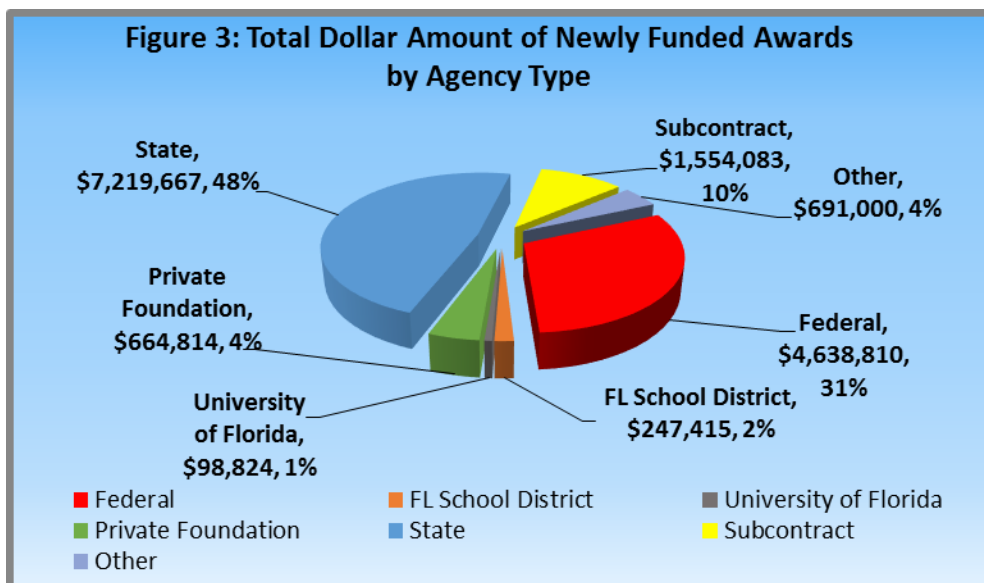
Percent decrease in total dollar amount of proposal submissions from 2015-2016 to 2016-2017: 21%

Percent increase in number of submissions from 2015-2016 to 2016-2017: 6%

## Newly Funded Awards



Percent decrease in total dollar amount of newly funded awards from 2015-2016 to 2016-2017: 48%

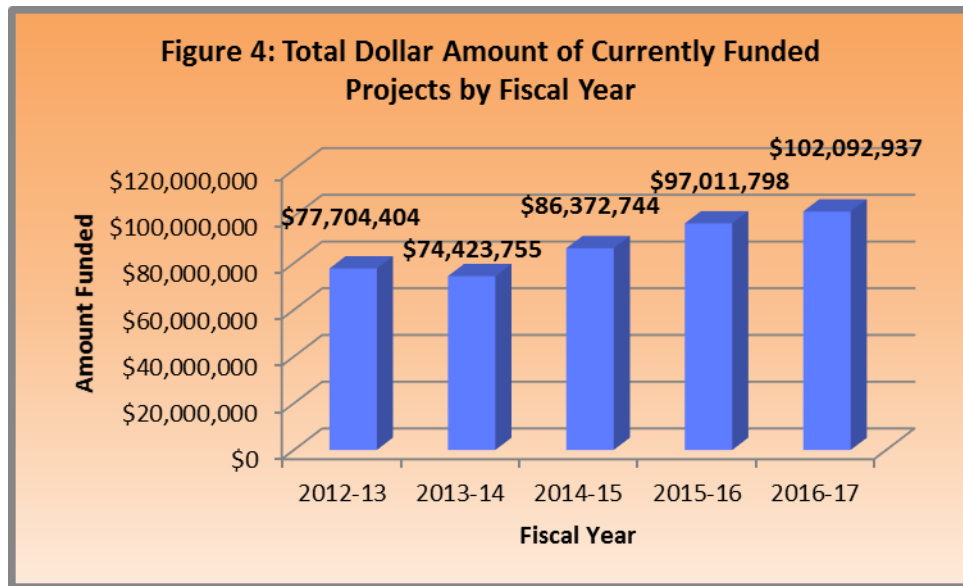


**Total dollar amount of newly funded awards for 2016-2017: \$15,114,613**

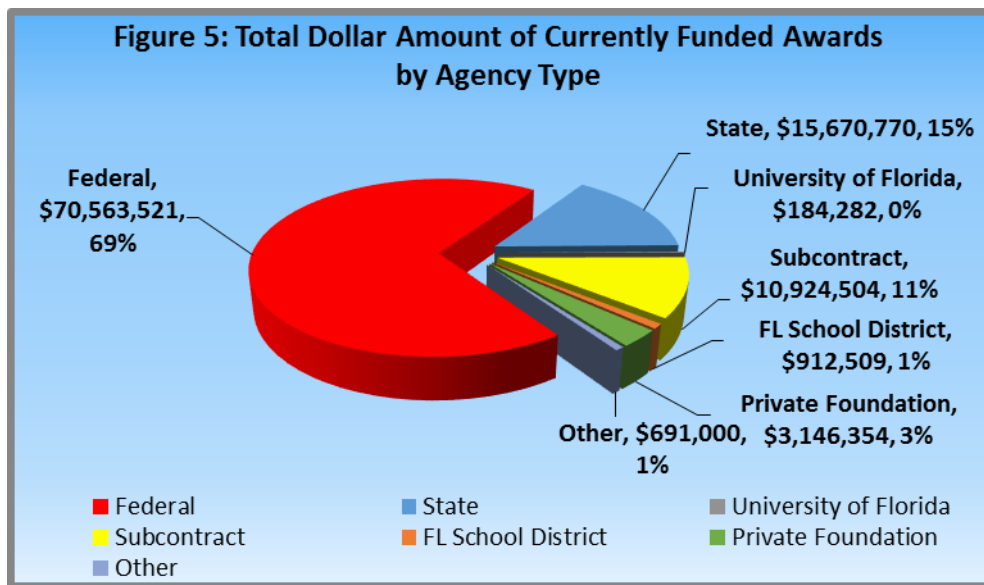
**Total number of newly funded awards for 2016-2017: 47**

Percent decrease in number of newly funded awards from 2015-2016 to 2016-2017: 14%

## Currently Funded Projects



Percent increase in total dollar amount of currently funded projects from 2015-2016 to 2016-2017: 5%

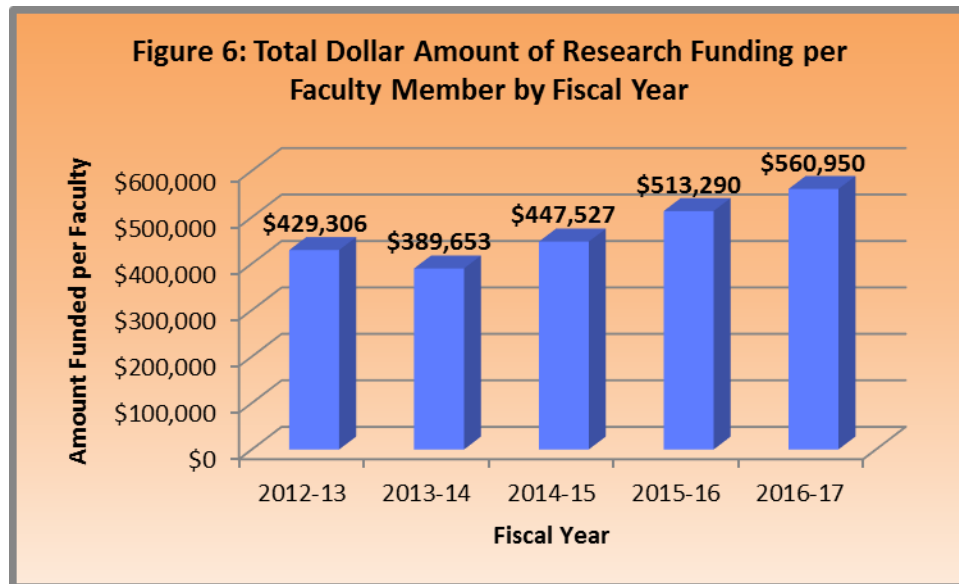


**Total dollar amount of currently funded projects  
for 2016-2017: \$102,092,937**

**Total number of currently funded projects for 2016-2017: 117**

Percent increase in number of currently funded awards from  
2015-2016 to 2016-2017: 10%

## Funding per Faculty Member

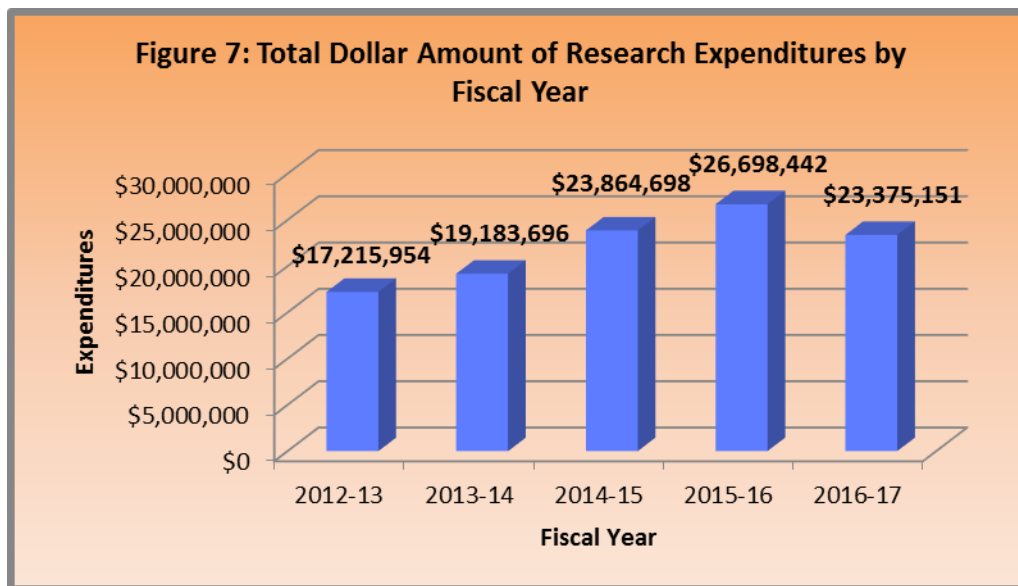


Percent increase in total dollar amount of research funding by faculty member from 2015-2016 to 2016-2017: 9%

## Faculty Participation

In the 2016 fiscal year, 39 (21%) of the 182 eligible COE faculty members submitted proposals for external funding as PI or Co-PI

## Total Dollar Amount of Research Expenditures



**Total dollar amount of research expenditures: \$23,375,151**

Percent decrease in total dollar amount of research expenditures from  
2015-2016 to 2016-2017: 12.4%

### **Collaborations: Submissions**

**Total number of collaborative proposal submissions for 2016-2017: 16**

Percent increase in number of collaborative proposal submissions  
from 2015-2016 to 2016-2017: 0%

**Total dollar amount of collaborative proposal submissions for 2016-2017:  
\$5,856,824**

Percent decrease in total dollar amount of collaborative proposal submissions  
from 2015-2016 to 2016-2017: 90%

### **Collaborations: Newly Funded Awards**

**Total number of collaborative newly funded awards for 2016-2017: 4**

Percent decrease in total number of collaborative newly funded awards from  
2015-2016 to 2016-2017: 20%

**Total dollar amount of collaborative newly funded awards for 2016-2017:  
\$856,378**

Percent decrease in total dollar amount of collaborative newly funded awards  
from 2015-2016 to 2016-2017: 92%

### **Collaborations: Currently Funded Projects**

**Total number of collaborative currently funded projects for 2016-2017: 13**

Percent increase in number of collaborative currently funded projects  
from 2015-2016 to 2016-2017: 0%

**Total dollar amount of collaborative currently funded projects  
for 2016-2017: \$17,620,715**

Percent decrease in total dollar amount of collaborative currently funded projects  
from 2015-2016 to 2016-2017: 4%

**CURRENTLY FUNDED PROJECTS**  
**(All Active Projects During Fiscal Year 2016)**

**\*\*** Indicates Newly Funded Awards; NOA was issued during FY 2016

**FEDERAL GRANTS**

**Pavlo “Pasha” Antonenko (Educational Technology)**

*EAGER: Collaborative Research: Cyber-Eye: Empowering Learning through Remote Visualizations using Unmanned Aerial Systems*

National Science Foundation

September 2015 – August 2017

**\$58,145**

**Pavlo “Pasha” Antonenko (Educational Technology)**

**Co-PI: Andreas Keil (Department of Psychology)**

*SL-CN: Project LENS: Leveraging Expertise in Neurotechnologies to Study Individual Differences in Multimedia Learning*

National Science Foundation

September 2015 – August 2018

**\$765,000**

**Pavlo “Pasha” Antonenko (Educational Technology)**

**Co-PI: Bruce MacFadden (Florida Museum of Natural History)**

**Co-PI: Corey Toler-Franklin (Computer Information Science & Engineering)**

**Co-PI: Aaron Wood (Florida Museum of Natural History)**

*STRATEGIES: iDigFossils: Engaging K-12 Students in Integrated STEM via 3D Digitization, Printing and Exploration of Fossils*

National Science Foundation

February 2016 – January 2019

**\$1,194,054**

**Carole Beal (Educational Technology)**

**Co-PI: Nicholas Gage (Special Education)**

*An Intervention to Provide Youth with Visual Impairments with Strategies to Access Graphical Information in Math Word Problems*

U.S. Department of Education, Institute of Education Sciences

July 2016 – June 2019

**\$1,397,638**

**Carole Beal (Educational Technology)**  
**Co-PI: Walter Leite (Research and Evaluation Methodology, Lastinger Center for Learning)**  
**Co-PI: Donald Pemberton (Lastinger Center for Learning)**  
**Co-PI: George Michaildis (Informatics Institute)**  
*Precision Education: The Virtual Learning Lab*  
U.S. Department of Education, Institute of Education Sciences  
July 2016 – June 2021  
**\$8,908,288**

**Mary Brownell (Special Education, CEEDAR)**  
**Co-PI: Paul Sindelar (Special Education, CEEDAR)**  
**Co-PI: Erica McCray (Special Education, CEEDAR)**  
*Collaboration for Effective Educator Development, Accountability, and Reform (CEEDAR) Center*  
U.S. Department of Education, Office of Special Education Programs  
October 2012 – December 2017  
**\$25,000,000**

**Mary Brownell (Special Education)**  
**Co-PI: Paul Sindelar (Special Education)**  
**Co-PI: Erica McCray (Special Education)**  
*Project STEEP: Studying Teacher Effectiveness, Education, and Policy*  
U.S. Department of Education, Office of Special Education Programs  
September 2014 – August 2019  
**\$1,250,000**

**Frank Catalanotto (College of Dentistry, Community Dentistry & Behavioral Science)**  
**Co-PI: Linda Behar-Horenstein (Educational Leadership)**  
*Faculty Development Supporting Academic Dental Institution Curriculum for the 21st Century*  
U.S. Department of Health and Human Services, Health Resources and Services Administration  
July 2012 – June 2017  
**\$391,514**

**Maria Coady (English Speakers of Other Languages, Bilingual Education) \*\***  
**Co-PI: Ester de Jong (English Speakers of Other Languages, Bilingual Education)**  
*Project STELLAR: Supporting Teachers of English Language Learners Across Rural Settings*  
U.S. Department of Education/Office of English Language Acquisition  
September 2016 – August 2021  
**\$2,393,911**



**Maureen Conroy (Special Education, Early Childhood Studies, AZCEECS) \*\***

*BEST in CLASS Web: A Web-based Intervention Supporting Early Childhood Teachers' Use of Evidence-based Practices with Young Children at Risk for Emotional/Behavioral Disorders*

U.S. Department of Education, Institute of Education Sciences

August 2016 – July 2019

**\$1,500,000**

**Maureen Conroy (Special Education, Early Childhood Studies, AZCEECS)**

**Co-PI: Patricia Snyder (Special Education, Early Childhood Studies, AZCEECS)**

**Co-PI: Mary McLean (Special Education, Early Childhood Studies, AZCEECS)**

**Co-PI: Brian Reichow (Special Education, Early Childhood Studies, AZCEECS)**

*Preparing Leaders in Early Childhood Studies and Implementation Science – Project PLECS-IS*

U.S. Department of Education, Office of Special Education Programs

January 2016 – December 2020

**\$995,218**

**Maureen Conroy (Special Education, Early Childhood Studies, AZCEECS)**

*Efficacy of BEST in CLASS Intervention for Young Children at High Risk for Emotional and Behavioral Disorders*

U.S. Department of Education, Institute of Education Sciences

August 2011 – August 2016

**\$4,134,515**

**Kent Crippen (Science Education) \*\***

**Co-PI: Chang-Yu Wu (Engineering School of Sustainable Infrastructure & Environment)**

**Co-PI: Maria Korolev (Department of Chemistry)**

**Co-PI: Philip Brucat (Department of Chemistry)**

*ChANgE Chem Lab: Cognitive Apprenticeship for Engineers in Chem Lab*

National Science Foundation

September 2016 – August 2019

**\$599,333**

**Kent Crippen (Science Education)**

*ChANgE Chem: Transforming Chemistry with Cognitive Apprenticeship for Engineers*

National Science Foundation

September 2013 – August 2016

**\$194,617**

**Thomas Dana (Dean's Area, Science Education)**  
**Co-PI: Dimple Malik Flesner (UFTeach)**  
**Co-PI: Thomasenia Lott Adams (Dean's Area, Mathematics Education)**  
**Co-PI: Anne Donnelly (UF Center for Undergraduate Research)**  
**Co-PI: Bruce MacFadden (Florida Museum of Natural History)**  
*STEM EduGators: UF Noyce Scholars Program*  
National Science Foundation  
September 2012 – August 2018  
**\$1,199,165**

**Ann Daunic (Special Education)**  
**Co-PI: Nancy Corbett (Special Education)**  
**Co-PI: Stephen Smith (Special Education)**  
**Co-PI: James Algina (AZCEECS)**  
*Evaluating a Social-Emotional Learning Curriculum for Children at Risk for Emotional or Behavioral Disorders*  
U.S. Department of Education, Institute of Education Sciences  
July 2016 – June 2020  
**\$3,499,958**

**Lynda Hayes (P.K. Yonge)**  
**Co-PI: Rose Pringle (Science Education)**  
**Co-PI: Mary Jo Koroly (Center for Precollegiate Education and Training)**  
**Co-PI: Douglas Levey (College of Liberal Arts and Sciences, Biology)**  
*U-FUTuRES – University of Florida Unites Teachers to Reform Education in Science*  
National Science Foundation  
October 2011 – September 2017  
**\$5,000,000**

**Timothy Jacobbe (Mathematics Education)**  
*LOCUS: Levels of Conceptual Understanding in Statistics*  
National Science Foundation  
September 2011 – August 2017  
**\$2,078,088**

**Mary Jo Koroly (Center for Precollegiate Education and Training)**  
**Co-PI: Kent Crippen (Science Education)**  
*Biomedical Explorations: Bench to Bedside Phase II*  
National Institutes of Health  
June 2014 – February 2017  
**\$30,617**

**Holly Lane (Special Education)**

**Co-PI: Nicholas Gage (Special Education)**

*Project TIER: Teaching, Intervention, and Efficacy Research*

U.S. Department of Education, Office of Special Education Programs

January 2017 – December 2021

**\$1,250,000**

**Holly Lane (Special Education)**

**Co-PI: Hazel Jones (Special Education)**

*Project RELATE: Research in Early Literacy and Teacher Education*

U.S. Department of Education – Office of Special Education and Rehabilitative Services (OSERS)

January 2011 – December 2017

**\$1,200,000**

**Bruce MacFadden (Florida Museum of Natural History)**

**Co-PI: Kent Crippen (Science Education)**

*FOSSIL: Fostering Opportunities for Synergistic STEM with Informal Learners*

National Science Foundation

October 2013 – September 2017

**\$298,678**

**Mary McLean (Special Education, Early Childhood Studies, AZCEECS)**

*Preparation and Retention of Early Intervention/Early Childhood Special*

*Education Personnel: Preparing for Evidence-Based Practice in High Need Early Childhood Settings (Project Prepare)*

U.S. Department of Education, Office of Special Education Programs

January 2015 – December 2019

**\$1,232,603**

**James McLeskey (Special Education, CDPP)**

**Co-PI: Penny Cox (Special Education)**

*Restructuring and Improving Teacher Education (Project RITE)*

U.S. Department of Education – Office of Special Education Programs (OSEP)

October 2011 – September 2018

**\$1,500,000**

**David Miller (Research and Evaluation Methodology) \*\***

*IPA for Christiana Akande*

US Department of Veterans Affairs

October 2016 – March 2017

**\$10,861**

**David Miller (Research and Evaluation Methodology)**

*Intergovernmental Personnel Act (IPA) for David Miller*

U.S. Department of Veterans Affairs

February 2016 – January 2018

**\$29,508**

**David Miller (Research and Evaluation Methodology)**

*IPA for Christiana Akande: David Miller*

Veteran's Administration

October 2014 – September 2016

**\$35,423**

**Keith Muller (Health Outcomes and Policy)**

**Co-PI: Albert Ritzhaupt (Educational Technology)**

*A Master Course on Power for Multilevel and Longitudinal Health Behavior Studies*

National Institutes of Health

August 2014 – June 2018

**\$90,728**

**Rose Pringle (Science Education)**

**Co-PI: Natalie King (Science Education)**

**Co-PI: Lynda Hayes (P.K. Yonge)**

*University of Florida Unites Teachers to Reform Education in Science: Preparing a New Generation of Middle Grades Science Teacher Leaders (U-FUTuRES 2.0)*

National Science Foundation

June 2015 – July 2016

**\$50,000**

**Patricia Snyder (Special Education, Early Childhood Studies, AZCEECS)**

**Co-PI: James Algina (AZCEECS)**

**Co-PI: Mary McLean (Special Education, Early Childhood Studies, AZCEECS)**

*Impact of Professional Development on Preschool Teachers' Use of Embedded-Instruction Practices: An Efficacy Trial of Tools for Teachers*

U.S. Department of Education, Institute of Education Sciences

June 2015 – June 2019

**\$3,498,113**

**Patricia Snyder (Special Education, Early Childhood Studies, AZCEECS)**

**Co-PI: Maureen Conroy (Special Education, Early Childhood Studies, AZCEECS)**

*Postdoctoral Research Training Fellowships in Early Intervention and Early Learning in Special Education at the University of Florida*

U.S. Department of Education, Institute of Education Sciences

February 2012 – December 2016

**\$642,840**

**Chelsey Simmons (Mechanical and Aerospace Engineering) \*\***

**Co-PI: Kent Crippen (Science Education)**

*RET Site: Engineering for Biology: Multidisciplinary Research Experiences for Teachers in Elementary Grades*

National Science Foundation

May 2017 – April 2020

**\$134,705**

## **STATE GRANTS**

### **Catherine Atria (P.K. Yonge) \*\***

*District Instructional Leadership and Faculty Development Grant*

Florida Department of Education

July 2016 – June 2017

**\$7,780**

**Elizabeth Bondy (Curriculum, Teaching, and Teacher Education;  
Elementary Education)**

**Co-PI: Ester de Jong (English as a Second Language/Bilingual Studies)**

**Co-PI: Suzanne Colvin (Elementary Education/ProTeach)**

*Advancing the Development of Preservice Teachers (ADePT)*

Florida Department of Education

August 2014 – July 2017

**\$2,718,695**

### **Michael Bowie (Dean's Area) \*\***

**Nancy Waldron (Dean's Area)**

*College Reach-Out Program (CROP)*

Florida Department of Education

August 2016 – July 2017

**\$50,360**

**Michael Bowie (Dean's Area)**

**Nancy Waldron (Dean's Area)**

*College Reach-Out Program (CROP)*

Florida Department of Education

August 2015 – July 2016

**\$51,135**

### **Daniel Connaughton (Department of Recreation, Tourism & Sport Management) \*\***

**Co-PI: David Miller (Research and Evaluation Methodology)**

*Florida Safe Routes to School Non-Infrastructure Program*

Florida Department of Transportation

August 2016 – June 2017

**\$23,515**

### **Alice Kay Emery (Special Education) \*\***

*Working with the Experts 2016 – 2017*

Florida Department of Education

August 2016 – July 2017

**\$240,000**

**Alice Kay Emery (Special Education)**

*Working with the Experts 2015-2016*

Florida Department of Education

August 2015 – July 2016

**\$240,000**

**Lynda Hayes (P.K. Yonge) \*\***

*Florida's Best and Brightest Teacher Scholarship Program*

Florida Department of Education

July 2016 – June 2017

**\$156,788**

**David Miller (Research and Evaluation Methodology)**

**Co-PI: Thomas Dana (Dean's Area, Science Education)**

*External Evaluation of Florida's Charter Schools*

Florida Department of Education

October 2011 – July 2016

**\$875,000**

**Donald Pemberton (Lastinger Center for Learning) \*\***

*Office of Early Learning VPK Instructor Support*

Florida's Office of Early Learning

March 2016 – July 2016

**\$4,180**

**Donald Pemberton (Lastinger Center for Learning) \*\***

**Co-PI: Philip Poekert (Lastinger Center for Learning)**

*Early Learning Florida Contract #SR972*

Florida's Office of Early Learning

August 2016 – July 2018

**\$3,700,000**

**Donald Pemberton (Lastinger Center for Learning) \*\***

**Walter Leite (Research and Evaluation Methodology)**

*Pay for Performance 2016-17*

Florida's Office of Early Learning

August 2016 – September 2017

**\$1,977,453**

**Donald Pemberton (Lastinger Center for Learning)**

**Co-PI: Walter Leite (Research and Evaluation Methodology, Lastinger Center for Learning)**

*Pay for Performance*

Florida's Office of Early Learning

November 2015 – September 2016

**\$1,795,843**

**Donald Pemberton (Lastinger Center for Learning)**  
**Co-PI: Philip Poekert (Lastinger Center for Learning)**

*2016 Early Learning Florida*  
Florida's Office of Early Learning  
October 2015 – July 2016  
**\$1,999,995**

**Ashley Pennypacker Hill (P.K. Yonge) \*\***

*IDEA Part B, Entitlement 2016 - 2017*  
Florida Department of Education  
July 2016 - June 2017  
**\$209,065**

**Philip Poekert (Lastinger Center for Learning) \*\***

*Georgia DECAL Designing Partnership for Statewide Coaching Designation*  
Bright From the Start: Georgia Department of Early Care and Learning  
July 2016 – February 2017  
**\$37,176**

**Philip Poekert (Lastinger Center for Learning) \*\***

*PLC Facilitation Training Year 3 and Executive PLC Training*  
Bright From the Start Georgia Department of Early Care and Learning  
January 2017 – December 2017  
**\$157,197**

**Philip Poekert (Lastinger Center for Learning)**

**Co-PI: Raquel Diaz (Lastinger Center for Learning)**

*Georgia DECAL – TA*  
Bright From the Start: Georgia Department of Early Care and Learning  
August 2015 – December 2017  
**\$270,435**

**Philip Poekert (Lastinger Center for Learning)**

**Co-PI: Susan Butler (Lastinger Center for Learning)**

**Co-PI: Walter Leite (Research and Evaluation Methodology, Lastinger Center for Learning)**

*Mathematics and Science Partnership – Palm Beach*  
Florida Department of Education  
July 2015 – August 2016  
**\$500,000**



**Patricia Snyder (Special Education, Early Childhood Studies, AZCEECS) \*\***

*Increasing Social-Emotional Outcomes for Florida's Early Steps Infants/Toddlers:  
Institutions of Higher Education Supporting the Three Model Demonstration Sites  
to Implement the Demonstration Site Implementation Plan*

Florida Department of Health

February 2017 – June 2019

**\$656,151**

**UNIVERSITY OF FLORIDA**

**Kara Dawson (Educational Technology)**

**Co-PI: Pavlo “Pasha” Antonenko (Educational Technology)**

**Co-PI: Linda Lombardino (Special Education)**

**Co-PI: Albert Ritzhaupt (Educational Technology)**

**Co-PI: Carole Beal (Educational Technology)**

**Co-PI: Andreas Keil (Department of Psychology)**

*Converging Behavioral and Psychophysiological Measures: Evaluating the Effectiveness of Multimedia Learning Conditions with Dyslexic Learners*

University of Florida, Division of Sponsored Programs

August 2015 – August 2017

**\$85,458**

**Joni Splett (SSESPECS) \*\***

**Co-PI: Stephen Smith (SSESPECS)**

**Co-PI: Sarah Lynne Landsman (Department of Health Outcomes and Policy)**

*Reducing Relational Aggression Among Middle School Girls: Investigation of Referral, Professional Development, and Intervention*

University of Florida Office of Research

August 2017 – August 2019

**\$98,824**

## **SUBCONTRACTS**

### **Michael Bowie (Dean's Area) \*\***

*High-Risk Delinquent and Dependent Child Educational Research Project*

Florida State University

Funded through State of Florida

July 2016 – June 2017

**\$239,000**

### **Mary Brownell (Special Education)**

*Validating an Observation Protocol for the Evaluation of Special Educators*

Boston University

Funded through the U.S. Department of Education, Institute of Education Sciences

July 2015 – June 2019

**\$200,058**

### **Maureen Conroy (Special Education, Early Childhood Studies, AZCEECS)**

*Development and Validation of Treatment Integrity Measures of Classroom-Based Instructional Interventions in Early Childhood Settings*

Virginia Commonwealth University

Funded through the U.S. Department of Education, Institute of Education Sciences

September 2014 – August 2018

**\$179,511**

### **Maureen Conroy (Special Education, Early Childhood Studies, AZCEECS)**

*BEST in CLASS – Elementary: A Preventative Classroom-based Intervention Model*

Virginia Commonwealth University

Funded through the U.S. Department of Education, Institute of Education Sciences

July 2015 – June 2018

**\$285,347**

### **Herman Knopf (AZCEECS) \*\***

*Child Care Accessibility Index: Leveraging SC Child Care Administrative Data to Inform State CCDBG Subsidy Policies*

University of South Carolina

Funded through the National Institutes of Health

September 2016 – February 2018

**\$28,040**

**Herman Knopf (AZCEECS) \*\***

*Building a Statewide System for Inclusion 2015-16*

University of South Carolina

Funded through the Department of Health & Human Services

October 2016 – September 2017

**\$38,400**

**Herman Knopf (AZCEECS) \*\***

*Management and Administration for South Carolina Child Care Resource and Referral Network*

University of South Carolina

Funded through the Department of Health & Human Services

September 2016 – June 2017

**\$52,663**

**Ashley MacSuga-Gage (Special Education) \*\***

*Florida Positive Behavioral Support: Multi-Tiered System of Supports (FLPBIS-MTSS)*

University of South Florida

Funded through the Florida Department of Education

September 2016 – August 2017

**\$58,066**

**Ashley MacSuga-Gage (Special Education)**

*University of South Florida's Positive Behavioral Interventions and Support (FLPBIS) Project School Climate Grant Partner*

University of South Florida

Funded through the Florida Department of Education

September 2015 – August 2016

**\$53,745**

**Isaac McFarlin (Higher Education Administration) \*\***

*On the Importance of School Facilities Spending to Student Outcomes*

University of Michigan

Funded through the Institute of Education Science

January 2016 – June 2018

**\$213,793**

**Isaac McFarlin (Higher Education Administration)**

*Causes and Consequences of Public Subsidies in Higher Education: Evidence from Community College Districts*

University of Michigan

Funded through the U.S. Department of Education, Institute of Education Sciences

January 2016 – June 2017

**\$151,967**

**Aki Murata (Mathematics Education)**

*Identifying an Effective and Scalable Model of Lesson Study*

Florida State University

Funded through the National Science Foundation

January 2016 – July 2017

**\$15,696**

**Donald Pemberton (Lastinger Center for Learning)**

**Co-PI: Alyson Adams (Lastinger Center for Learning)**

*Coalition Building across Stakeholders to Connect Disparate Elements of Initiatives to Support Effective Teaching into One Coherent System*

University of Florida Foundation

Funded through Bill & Melinda Gates Foundation

October 2014 – December 2017

**\$342,329**

**Donald Pemberton (Lastinger Center for Learning)**

**Co-PI: Susan Butler (Lastinger Center for Learning)**

*Job-embedded Professional Development for Palm Beach County Elementary STEM Teachers*

University of Florida Foundation

Funded through the Farris Foundation

June 2014 – May 2017

**\$470,000**

**Philip Poekert (Lastinger Center for Learning)**

*Palm Beach County STEM Initiative*

University of Florida Foundation

Funded through the Community Foundation

June 2013 – June 2017

**\$905,894**

**Philip Poekert (Lastinger Center for Learning)**

*Palm Beach County STEM Initiative*

University of Florida Foundation

Funded through the Mary and Robert Pew Public Education Fund

May 2013 – June 2017

**\$905,894**

**Philip Poekert (Lastinger Center for Learning)**

*Palm Beach County STEM Initiative*

University of Florida Foundation

Funded through the Quantum Foundation

May 2013 – June 2017

**\$905,894**

**Philip Poekert (Lastinger Center for Learning)**

*Validation of SunBay Middle School Mathematics*

SRI International

Funded through the U.S. Department of Education

January 2014 – December 2017

**\$2,241,002**

**Philip Poekert (Lastinger Center for Learning)**

*Palm Beach County Stem Initiative – Pew (Yr 3)*

UF Foundation

May 2015 – June 2017

**\$344,173**

**Stephen Smith (Special Education) \*\***

**Co-PI: Ann Daunic (Special Education)**

*Effectiveness Study of Tools for Getting Along: Teaching Students to Problem Solve*

SRI International

Funded through the Institute of Education Sciences

September 2016 – August 2021

**\$590,971**

**Patricia Snyder (Special Education, Early Childhood Studies, AZCEECS) \*\***

**Co-PI: Mary McLean (Special Education, Early Childhood Studies, AZCEECS)**

*Embedded Instruction California Pilot Project Year 2*

Fresno County Superintendent of Schools

Funded through the CA Department of Education

July 2016 – June 2017

**\$300,000**

**Patricia Snyder (Special Education, Early Childhood Studies, AZCEECS) \*\***

*ECTA: Special Education-Technical Assistance and Dissemination to Improve Services and Results for Children with Disabilities*

University of North Carolina

Funded through the Institute of Education Sciences

January 2017 – August 2017

**\$33,150**

**Patricia Snyder (Special Education, Early Childhood Studies, AZCEECS)**

*Embedded Practices and Intervention with Caregivers (EPIC)*

Florida State University

Funded through the U.S. Department of Education

June 2013 – May 2017

**\$312,795**

**Patricia Snyder (Special Education, Early Childhood Studies, AZCEECS)**  
*Evaluation of Preschool Special Education Practices*  
Mathematica Policy Research  
Funded through the U.S. Department of Education  
November 2013 – September 2017  
**\$241,966**

**Patricia Snyder (Special Education, Early Childhood Studies, AZCEECS)**  
**Co-PI: James Algina (AZCEECS)**  
*Examining the Potential Efficacy of a Classroom-Wide Model for Promoting Social Emotional Development and Addressing Challenging Behavior in Preschool Children*  
Vanderbilt University  
Funded through the Institute of Education Sciences  
March 2012 – February 2017  
**\$1,183,762**

**Joni Splett (School Psychology)**  
*Interconnecting PBIS and School Mental Health to Improve School Safety: A Randomized Trial*  
University of South Carolina  
Funded through the U.S. Department of Justice  
January 2016 – December 2019  
**\$630,388**

## **FLORIDA SCHOOL DISTRICT GRANTS**

### **Ester de Jong (English Speakers of Other Languages, Bilingual Education)**

**\*\***

*Supplementary Instructional Leader for English Language Learners (ELLs)*  
Suwannee County School Board  
March 2017 – June 2017  
**\$30,000**

### **Donald Pemberton (Lastinger Center for Learning)**

*Alachua County Professional Development*  
Alachua County School Board  
July 2014 – June 2017  
**\$65,000**

### **Philip Poekert (Lastinger Center for Learning) \*\***

*Seminole County Instructional Coaching Year 4 Support*  
Seminole County Public Schools  
July 2016 – June 2017  
**\$16,500**

### **Philip Poekert (Lastinger Center for Learning) \*\***

*Turn Around School Support and Leadership Program*  
Alachua County School Board  
September 2016 – June 2017  
**\$90,200**

### **Philip Poekert (Lastinger Center for Learning) \*\***

*Duval County Whole Faculty Literacy Professional Development*  
Duval County School Board  
July 2016 – June 2017  
**\$74,415**

### **Philip Poekert (Lastinger Center for Learning) \*\***

*St. Johns STEM School Certification Process*  
St. Johns County School Board  
August 2016 – June 2018  
**\$9,900**

### **Philip Poekert (Lastinger Center for Learning) \*\***

*Miami-Dade Early Learning Coaching Certification Program*  
Miami-Dade County Public Schools  
June 2017 – July 2017  
**\$26,400**



**Philip Poekert (Lastinger Center for Learning)**

*Duval County Certified Coaching*

Duval County School Board

June 2016 – June 2017

**\$158,176**

**Philip Poekert (Lastinger Center for Learning)**

*Orange County Certified Coaching*

Orange County Public Schools

July 2016 – June 2017

**\$138,138**

**Patricia Snyder (Special Education, Early Childhood Studies, AZCEECS)**

**Co-PI: Mary McLean (Special Education, Early Childhood Studies, AZCEECS)**

*Embedded Instruction Pilot Grant – California*

Fresno County Superintendent of Schools

July 2015 – September 2016

**\$303,780**

## **PRIVATE FOUNDATION GRANTS**

**Lise Andrews (P.K. Yonge)\*\***

**Co-PI: Eric Lemstrom (P.K. Yonge)**

*Awesome Invertebrates*

National Education Association Foundation

January 2017 – January 2018

**\$2,000**

**Thomas Dana (Dean's Area)**

*Science Education Online Distance Learning Course*

Bruno White Entertainment

January 2016 – December 2016

**\$263,133**

**T. Griffith Jones (Science Education)**

*Hybrid (In-Person and Online) Induction and Professional Development Model for STEM Teachers and Coaches*

National Math and Science Initiative

August 2015 – June 2017

**\$63,450**

**Dennis Kramer (Higher Education Administration)**

**Co-PI: Justin Ortagus (Higher Education Administration)**

*Loan Reduction and Graduate School Enrollment: The Impact of Pell and No-Loan Programs on Post-Baccalaureate Enrollment Choices of Low-Income Students*

Association for Institutional Research

March 2016 – May 2017

**\$46,693**

**Michelina MacDonald (P.K. Yonge)**

*PKY Community Garden Renewal and Expansion*

Lowe's Home Improvement

January 2016 – December 2016

**\$4,800**

**Michelina MacDonald (P.K. Yonge)**

**Co-PI: Christy Gabbard (P.K. Yonge)**

*Exploring Genetics Through Questions of Race*

National Education Association Foundation

February 2014 – July 2016

**\$5,000**

**Justin Ortagus (Higher Education Administration)\*\***

**Co-PI: Dennis Kramer (Higher Education Administration)**

**Co-PI: Isaac McFarlin (Higher Education Administration)**

*A Proposal to Improve Educational Attainment Among Non-Completers at Open-Access Colleges in Florida*

Helios Education Foundation

May 2017 – May 2019

**\$300,000**

**Donald Pemberton (Lastinger Center for Learning) \*\***

*Lauren's Kids Courses Maintenance Agreement*

Lauren's Kids

July 2016 – June 2017

**\$50,000**

**Donald Pemberton (Lastinger Center for Learning) \*\***

*Support of Algebra Nation Michigan 2016-17*

Study Edge

January 2017 – September 2017

**\$10,000**

**Donald Pemberton (Lastinger Center for Learning)**

*Fiscal and Data Mapping for the Florida Grade Level Reading Campaign*

Children's Services Council of Florida, Inc.

December 2015 – December 2016

**\$125,000**

**Donald Pemberton (Lastinger Center for Learning)**

*Lauren's Kids New Teacher Courses*

Lauren's Kids

October 2015 – July 2016

**\$375,000**

**Donald Pemberton (Lastinger Center for Learning)**

*Stranahan Early Learning*

Stranahan Foundation

July 2016 – June 2018

**\$599,987**

**Philip Poekert (Lastinger Center for Learning) \*\***

*Early Learning Coaching and Certification*

Valley of the Sun United Way

April 2017 – March 2018

**\$34,510**

**Philip Poekert (Lastinger Center for Learning) \*\***

*CoachJAX! Advanced Coaching Academy*

Episcopal Children's Services

March 2017 – June 2017

**\$8,500**

**Philip Poekert (Lastinger Center for Learning) \*\***

**Co-PI: Jamey Bolton Burns (Lastinger Center for Learning)**

*Gates Educational Reform and the Teacher Perspective Survey*

Bill and Melinda Gates Foundation

November 2016 – June 2018

**\$75,004**

**Philip Poekert (Lastinger Center for Learning) \*\***

*TCT Early Learning Coaching*

Children's Trust

October 2016 – September 2017

**\$24,000**

**Philip Poekert (Lastinger Center for Learning) \*\***

*Miami-Dade ELC Advanced Coaching Academy*

Early Learning Coalition Miami-Dade/Monroe

November 2016 – June 2017

**\$14,300**

**Philip Poekert (Lastinger Center for Learning) \*\***

*Career Academy Leaders' Collaborative*

National Career Academy Coalition

March 2017 – August 2017

**\$16,500**

**Philip Poekert (Lastinger Center for Learning) \*\***

*Calcasieu Parish Believe and Prepare*

Children First Professional Development Center

March 2017 – August 2017

**\$17,000**

**Philip Poekert (Lastinger Center for Learning) \*\***

*Transitioning Center Directors*

Child Care Associates

June 2017 – June 2018

**\$113,000**

**Philip Poekert (Lastinger Center for Learning)**

*Contract Manager Leadership Program*

Children's Trust of Miami

December 2015 – November 2016

**\$50,600**

**Philip Poekert (Lastinger Center for Learning)**

*Early Childhood Technical Assistance Certification: Coaching Program*

United Way of Miami-Dade, Florida

May 2016 – June 2017

**\$44,000**

**Philip Poekert (Lastinger Center for Learning)**

*Florida Teacher Leader Fellowship (Teacher Engagement)*

Bill and Melinda Gates Foundation

November 2015 – September 2017

**\$827,278**

**Philip Poekert (Lastinger Center for Learning)**

*Promethean/UF Turnaround School Leaders Program*

Promethean, Inc.

March 2016 – March 2017

**\$36,999**

**Philip Poekert (Lastinger Center for Learning)**

*Supporting Family Engagement in the Early Head Start Child Care Partnership*

United Way of Miami-Dade, Florida

May 2016 – June 2018

**\$39,600**

**OTHER**

**Philip Poekert (Lastinger Center for Learning) \*\***

*Lafayette Parish Believe and Prepare: Early Childhood Cohort 2*

Lafayette Parish School System

October 2016 – April 2017

**\$16,000**

**Donald Pemberton \*\***

*Charleston Literacy Coaching*

Charleston County School District

July 2016 – June 2018

**\$675,000**